







INDICE GENERALE general index



ART. 41 110
pag. 187



ART. 41 410
pag. 189



ART. 41 210
pag. 188



ART. 55 110
pag. 186



AMBRA 210
pag. 68



AMBRA 320
pag. 69



ARIEL 110
pag. 38/39



ARIEL 210
pag. 39/40



ARIEL 410
pag. 39/41



BAROLO 114
pag. 209



BRICIOLA
pag. 166



CAMPAGNOLA 114
pag. 214



CARMELA 111
pag. 142



CLEO 112
pag. 192



CLEO RETE 114
pag. 194



CONTADINA 114
pag. 202



CONTADINA 214
pag. 202



CONTADINA 214 D
pag. 203



DAMA 114
pag. 170



DAMA 413
pag. 178



DEBORA 110
pag. 97



DEBORA 120
pag. 99



DEBORA 120 S
pag. 108



DEBORA 121
pag. 98



DEBORA 130
pag. 97



DEBORA 140
pag. 99



DEBORA 150
pag. 111



DEBORA 160
pag. 110



DEBORA 160 R
pag. 109



DEBORA 410
pag. 100/105

INDICE GENERALE general index



DEBORA 210
pag. 113



DEBORA 230
pag. 112



DELIA 210
pag. 114



DENISE 210
pag. 52



DENISE 320
pag. 53



DIANA 210
pag. 118/119



DIANA 220
pag. 118/119



DIANA 250
pag. 120/121



DIANA 260
pag. 120/121



DIVA 210
pag. 29/31



DIVA 220
pag. 31



DIVA 230
pag. 30/31



DORA 110
pag. 85



DORA 210
pag. 85



DORA 410
pag. 84



ELODIE 110
pag. 60



ELODIE 110 M
pag. 65



ELODIE 120
pag. 64



ELODIE 210
pag. 62



ELODIE 410
pag. 61



EMY 310
pag. 95



FRIULI 114
pag. 212



FUSION 110
pag. 80



FUSION 210
pag. 81



FUSION 410
pag. 81



GAIA 110
pag. 86



GAIA 410
pag. 87



GRETA 210 M
pag. 20/21



GRETA 410
pag. 21



IBIZA 110
pag. 146

INDICE GENERALE general index



IBIZA 410
pag. 146/148



ILARY 110
pag. 104



ILARY 120
pag. 104



ILARY 130
pag. 103



ILARY 131
pag. 102



ILARY 150
pag. 107



ILARY 151
pag. 106



IRENE 110
pag. 138



IRENE 210
pag. 141



IRENE 410
pag. 139/140



IRIS 110
pag. 27



IRIS 210
pag. 25/26



IRIS 410
pag. 27



KIKO 110
pag. 154



KIKO 210
pag. 156



KIKO 410
pag. 157



KIRA 110
pag. 158



KIRA 120
pag. 159



KIRA 130
pag. 161



KIRA 210
pag. 160



KIRA 410
pag. 160



LEUVEN 110
pag. 76



LEUVEN 110 B
pag. 79



LEUVEN 120
pag. 77



LEUVEN 210
pag. 79



LEUVEN 410
pag. 78



LONDON 110
pag. 71



LONDON 110 B
pag. 71



LONDON 410
pag. 70



LUTON 110
pag. 72

INDICE GENERALE general index



LUTON 120
pag. 75



LUTON 210
pag. 73



LUTON 410
pag. 74



MARA 114
pag. 216



MAROCCA 114
pag. 213



MILANO 110
pag. 150



MILANO 412
pag. 152



MONTANARA 114
pag. 198/199



MONTANARA 214
pag. 198/199



NAIMA 110
pag. 57



NAIMA 410
pag. 57



NAIMA 220 FA
pag. 56



NAIMA 220 FI
pag. 56



NAIMA 310
pag. 54



NAIMA 320
pag. 55



NICOLE 110
pag. 149



NORMA 110
pag. 32



NORMA 210
pag. 34



NORMA 220
pag. 35



NORMA 410
pag. 33



OLIMPIA 113
pag. 168



ONDINA 110
pag. 176



ONDINA 415
pag. 180



ORLY 113
pag. 172



PAPILLON 110
pag. 210



PESANTE 114
pag. 200



PESANTE 124
pag. 201



POUFF 510
pag. 165



POUFF 520
pag. 165



POUFF LEO
pag. 164



POUFF TABÙ
pag. 164

INDICE GENERALE general index



REBECCA 110
pag. 143



RELAX 110
pag. 93



RELAX 120
pag. 92



RELAX 150
pag. 90



ROSA 110
pag. 132



ROSA 210
pag. 134



ROSA 410
pag. 133



SARA 110
pag. 88



SARA 120
pag. 88



SARA 410
pag. 89



SG AP 411
pag. 220/221



SG AP 420
pag. 220/221



SG AP 431
pag. 220/221



SG BAROLO 410
pag. 208



SG BAROLO 422
pag. 208



SG RUSTICO 412
pag. 218/219



SG RUSTICO 420
pag. 218/219



SG RUSTICO 431
pag. 218/219



SQUERO 110
pag. 128



SQUERO 110 F
pag. 130



SQUERO 210
pag. 128



SQUERO 210 F
pag. 131



SQUERO 410
pag. 129



SQUERO 410 F
pag. 131



SQUERO 130
pag. 126



SQUERO 230
pag. 127



SQUERO 430
pag. 126



SQUERO 130 A
pag. 125



SQUERO 230 A
pag. 124



SQUERO 430 A
pag. 125

INDICE GENERALE general index



SUSI 110
pag. 137



SUSI 210
pag. 137



SUSI 410
pag. 136



TABÙ LOUNGE
pag. 163



TANIA 210
pag. 116



TWIST 210 M
pag. 22/23



TWIST 410
pag. 22/23



VENTAGLIO 114
pag. 204



VERONICA 114
pag. 196



VIENNA 110
pag. 48



VIENNA 210
pag. 49



VIENNA 410
pag. 49



VIENNA 120
pag. 46



VIENNA 220
pag. 47



VIENNA 420
pag. 47



VIENNA 130
pag. 45



VIENNA 230
pag. 44



ZARA 114
pag. 174



YUMA 430
pag. 182

TAVOLI tables



T 501
pag. 223/225/226



T 502
pag. 223



T 504 N
pag. 224



T 202 C
pag. 226



T 204 S
pag. 227



ART. 41 410
pag. 189



ARIEL 410
pag. 39/41



DAMA 413
pag. 178



DEBORA 410
pag. 100/105



DORA 410
pag. 84



ELODIE 410
pag. 61



FUSION 410
pag. 81



GAIA 410
pag. 87



GRETA 410
pag. 21



IBIZA 410
pag. 146/148



IRENE 410
pag. 139/140



IRIS 410
pag. 27



KIKO 410
pag. 157



KIRA 410
pag. 160



LEUVEN 410
pag. 78



LONDON 410
pag. 70



LUTON 410
pag. 74



MILANO 412
pag. 152



NAIMA 410
pag. 57



NORMA 410
pag. 33



ONDINA 415
pag. 180



POUFF 510
pag. 165



POUFF 520
pag. 165



POUFF LEO
pag. 164



POUFF TABÙ
pag. 164



ROSA 410
pag. 133



SARA 410
pag. 89



SG AP 411
pag. 220/221



SG AP 420
pag. 220/221



SG AP 431
pag. 220/221



SG BAROLO 410

pag. 208



SG BAROLO 422

pag. 208



SG RUSTICO 412

pag. 218/219



SG RUSTICO 420

pag. 218/219



SG RUSTICO 431

pag. 218/219



SQUERO 410

pag. 129



SQUERO 410 F

pag. 131



SQUERO 430

pag. 126



SQUERO 430 A

pag. 125



SUSI 410

pag. 136



TWIST 410

pag. 22/23



VIENNA 410

pag. 49



VIENNA 420

pag. 47



YUMA 430

pag. 182

IMPILABILI stackable



DEBORA 150
pag. 111



DEBORA 160
pag. 110



DEBORA 160 R
pag. 109



DIANA 250
pag. 120/121



DIANA 260
pag. 120/121



FUSION 110
pag. 80



FUSION 210
pag. 81



KIRA 130
pag. 161



LEUVEN 120
pag. 77



LUTON 120
pag. 75



VIENNA 110
pag. 48



VIENNA 210
pag. 49



VIENNA 120
pag. 46



VIENNA 220
pag. 47



VIENNA 130
pag. 45



VIENNA 230
pag. 44



ART. 41 110
pag. 187



ART. 41 410
pag. 189



ART. 41 210
pag. 188



ART. 55 110
pag. 186



BAROLO 114
pag. 209



CAMPAGNOLA 114
pag. 214



CLEO 112
pag. 192



CLEO RETE 114
pag. 194



CONTADINA 114
pag. 202



CONTADINA 214
pag. 202



CONTADINA 214 D
pag. 203



FRIULI 114
pag. 212



MARA 114
pag. 216



MAROCCA 114
pag. 213



MONTANARA 114
pag. 198/199



MONTANARA 214
pag. 198/199



PAPILLON 110
pag. 210



PESANTE 114
pag. 200



PESANTE 124
pag. 201



SG AP 411
pag. 220/221



SG AP 420
pag. 220/221



SG AP 431
pag. 220/221



SG BAROLO 410
pag. 208



SG BAROLO 422
pag. 208



SG RUSTICO 412
pag. 218/219



SG RUSTICO 420
pag. 218/219



SG RUSTICO 431
pag. 218/219



VENTAGLIO 114
pag. 204



VERONICA 114
pag. 196







GRETA 210



GRETA 210 M



GRETA 210



GRETA 210 M



GRETA 410



GRETA 410



GRETA 210



GRETA 210

GRETA

design Dario Delpin



210	82	61	56	46	64	1,40	0,39	1
210 M	82	61	56	46	64	1,40	0,39	1
410	115	60	56	80	-	1,40	0,44	1



TWIST 210 M



TWIST 210 M



TWIST 410



TWIST 210



TWIST 210











TWIST 410



TWIST 210

TWIST

design Dario Delpin

								
210	80	62	59	46	-	1,00	0,39	1
210 M	80	62	59	46	-	1,00	0,39	1
410	113	62	59	80	-	1,00	0,44	1





IRIS 210



IRIS 210



IRIS 410



IRIS 410



IRIS 110



IRIS 110

IRIS

design Dario Delpin



110	85	60	50	47	-	1,00	0,42	2
210	85	62	55	47	67	1,90	0,39	1
410	110	60	50	80	-	0,90	0,33	1





DIVA 210



DIVA 210



DIVA 230



DIVA 230



DIVA 220



DIVA 230 M



DIVA 210 M

DIVA

design Dario Delpin



210/210 M	80	64	56	47	61	1,60	0,39	1
220/220 M	80	64	56	47	61	1,80	0,39	1
230/230 M	80	64	56	47	61	1,80	0,39	1



NORMA 110



NORMA 110



NORMA 410



NORMA 410

NORMA

								
110	86	57	51	48	-	1,20	0,36	2
410	107	52	46	80	-	0,90	0,33	1



NORMA 210



NORMA 210











NORMA 220



NORMA 220

NORMA

								
210	86	57	51	48	68	1,40	0,30	1
220	86	57	52	48	66	1,40	0,30	1



TERZO TEMPO

TERZO

ALBERGO
ALBERGO
ALBERGO





ARIEL 110



ARIEL 113



ARIEL 112

ARIEL 212

ARIEL 412

ARIEL

design Dario Delpin



110	83	52	46	46	-	0,35	0,29	2
112	83	52	46	45	-	-	0,29	2
113	83	52	46	46	-	0,55	0,29	2
212	83	52	53	45	65	-	0,30	1
412	111	56	46	79	-	-	0,33	1



ARIEL 2 10



ARIEL 213



ARIEL 210



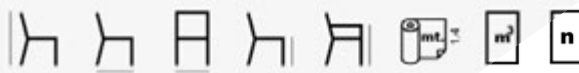
ARIEL 410



ARIEL 412

ARIEL

design Dario Delpin



210	83	52	53	46	65	0,35	0,30	1
213	83	52	53	46	65	0,55	0,30	1
410	111	56	46	80	-	0,35	0,33	1
412	111	56	46	79	-	-	0,33	1







VIENNA 231



VIENNA 231
VIENNA 230



VIENNA 230





VIENNA 130



VIENNA 130

VIENNA

design Dario Delpin



130	87	57	46	47	-	1,00	0,42	2
230	87	58	60	47	66	1,00	0,39	1
231	87	58	60	47	66	1,00	0,39	1



VIENNA 120



VIENNA 120



VIENNA 120





VIENNA 220



VIENNA 220



VIENNA 420

VIENNA

design Dario Delpin

120	87	57	46	47	-	0,60	0,42	2
220	87	58	60	47	66	0,60	0,39	1
420	109	56	48	80	-	0,60	0,33	1



VIENNA 110



VIENNA 110



VIENNA 110



VIENNA 210



VIENNA 410

VIENNA

design Dario Delpin



110	87	57	46	47	-	0,30	0,42	2
210	87	58	60	47	66	0,30	0,39	1
410	109	56	48	80	-	0,30	0,33	1







DENISE 210



DENISE 210



DENISE 320

DENISE

design Dario Delpin



	81	61,5	59	46,5	67	1,20	0,37	1
210	81	61,5	59	46,5	67	1,20	0,37	1
320	81	61,5	126	46,5	67	2,00	0,75	1



NAIMA 310











NAIMA 310



NAIMA 320

NAIMA

								
310	78	63	64	42	63	1,80	0,37	1
320	78	63	130	42	63	3,50	0,75	1



NAIMA 220 FA



NAIMA 220 FA



NAIMA 220 FI



NAIMA 220 FI



NAIMA 410



NAIMA 110

NAIMA



110	89,5	53	48	47	-	0,70	0,34	2
220 FA	78	58	60	46	66	1,45	0,37	1
220 FI	78	58	60	46	66	1,65	0,37	1
410	109	55	50	81	-	0,55	0,33	1







ELODIE 110










ELODIE 110



ELODIE 410

ELODIE

								
110	82	54	47	47	-	1,40	0,36	2
410	98	52	47	81	-	1,20	0,33	1



ELODIE 210



ELODIE 210



ELODIE 210

ELODIE



210

80

58

60

47

67

1,90

0,39

1

63



ELODIE 120



ELODIE 120











ELODIE 110 M



ELODIE 110 M

ELODIE

								
110 M	82	54	47	48	-	1,40	0,36	2
120	82	54	47	47	-	1,40	0,36	2







AMBRA 210










AMBRA 210



AMBRA 320

AMBRA

								
210	76	60	62	47	69	1,75	0,35	1
320	76	60	129	47	69	2,80	0,75	1



LONDON 410 L



LONDON 410



YUMA 433

YUMA



433

- 38 38 83 - 0,30 0,16 1



LONDON 110 B



LONDON 110 B



LONDON 110

LONDON



110	86	53	44	48	-	0,65	0,31	2
110 B	86	53	58	48	67	0,65	0,30	1
410	108,5	48	44	83	-	0,50	0,28	1
410 L	91	48	44	65	-	0,50	0,24	1



LUTON 110



LUTON 110

LUTON



110	86	53	44	48	-	0,35	0,31	2
210	86	53	57	48	68	0,40	0,30	1



LUTON 210





LUTON 410



LUTON 410 L



YUMA 433

YUMA











74 433 - 38 38 83 - 0,30 0,16 1



LUTON 120



LUTON

								
120	86	53	44	48	-	0,35	0,31	2
410	108,5	48	44	83	-	0,35	0,28	1
410 L	91	48	44	65	-	0,35	0,24	1



LEUVEN 110



LEUVEN 110



LEUVEN 120



LEUVEN 120

LEUVEN



110	86	53	44	48	-	0,55	0,31	2
120	86	53	44	48	-	0,55	0,31	2



LEUVEN 410



LEUVEN 410 L



YUMA 433

YUMA



78 433 - 38 38 83 - 0,30 0,16 1

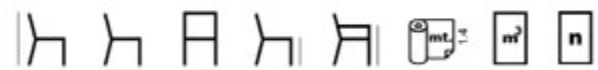


LEUVEN 110 B



LEUVEN 210

LEUVEN



	86	53	58	48	67	0,55	0,30	1
110 B	86	53	58	48	67	0,55	0,30	1
210	86	53	57	48	68	0,60	0,30	1
410	108,5	48	44	83	-	0,50	0,28	1
410 L	91	48	44	65	-	0,50	0,24	1



FUSION 110



FUSION 110



FUSION 110




FUSION 210



FUSION 410

FUSION

								
110	86	53	47	46	-	0,55	0,34	2
210	86	58	61,5	46	66	0,55	0,39	1
410	106	50	45	80	-	0,50	0,28	1







DORA 410



DORA 410

DORA

design Dario Delpin



110	86	56,5	46	47	-	0,70	0,42	2
210	86	58,5	59	47	66	0,75	0,39	1
410	111	57,5	46	80	-	0,65	0,36	1



DORA 110



DORA 110



DORA 210



DORA 210



GAIA 110



GAIA 110



GAIA 410



GAIA 410

GAIA

design Dario Delpin



110	85,5	56	47	47	-	0,55	0,34	2
410	112	56	44	79	-	0,55	0,36	1



SARA 120



SARA 120



SARA 110



SARA 110



SARA 410



SARA 410

SARA

110	92	54	45	48	-	0,60	0,31	2
120	92	54	45	48	-	0,55	0,31	2
410	111	55	45	80	-	0,55	0,33	1





RELAX 150



RELAX 150

RELAX



150

97

60

47

49

-

1,40

0,42

2



RELAX 120











RELAX 120



RELAX 110

RELAX

								
110	97	60	47	49	-	1,40	0,42	2
120	85	60	47	49	-	1,15	0,36	2





EMY 310



EMY 310

EMY



310

76

57

60

48

62

1,50

0,35

1



DEBORA 110



POUFF 510

POUFF













DEBORA 110



DEBORA 130

DEBORA

								
110	101	58	46	47	-	0,85	0,42	2
130	101	58	46	47	-	0,85	0,42	2



DEBORA 121



POUFF 511

POUFF













DEBORA 120



DEBORA 140

DEBORA

								
120	89	55	46	47	-	0,80	0,34	2
121	89	55	46	47	-	0,80	0,34	2
140	89	55	46	47	-	0,80	0,34	2



DEBORA 410 L



DEBORA 410

DEBORA



410	112	50	43	83	-	0,65	0,28	1
410 L	95	49	43	65	-	0,65	0,24	1



YUMA 431



YUMA 431 L

YUMA



431	-	39	39	82	-	0,40	0,16	1
431 L	-	39	39	65	-	0,40	0,12	1



ILARY 131



ILARY 131











ILARY 130



ILARY 130

ILARY

								
130	101	56	45	47	-	0,85	0,42	2
131	89	53	45	47	-	0,80	0,34	2



ILARY 120



ILARY 110

ILARY



110	101	56	45	47	-	0,85	0,42	2
120	89	53	45	47	-	0,80	0,34	2





DEBORA 410



DEBORA 410 L

DEBORA

								
410	112	50	43	83	-	0,65	0,28	1
410 L	95	49	43	65	-	0,65	0,24	1



ILARY 151



ILARY 151



ILARY 150











ILARY 150



ILARY 150

ILARY

								
150	92	56	45	47	-	0,90	0,34	2
151	103	61	45	47	-	1,00	0,42	2



DEBORA 120 S



DEBORA 120 S



DEBORA 160 R



DEBORA 160 R

DEBORA



120 S	96	55	46	47	-	0,80	0,42	2
160 R	91	56	44	47	-	1,10	0,36	2



DEBORA 160



DEBORA 160










DEBORA 150



DEBORA 150

DEBORA

								
150	101	55	44	47	-	1,10	0,42	2
160	89	55	44	47	-	1,00	0,34	2



DEBORA 230



DEBORA 230



DEBORA 230



DEBORA 210



DEBORA 210

DEBORA



210	101	64	61	48	66	1,85	0,44	1
230	89	61	61	48	66	1,65	0,39	1



DELIA 210



DELIA 210

DELIA



114 210 89 61 61 48 66 1,65 0,39 1



DELIA 210



TANIA 210



TANIA 210



TANIA 210

TANIA



210

75

58

61

48

66

1,55

0,35

1

117



DIANA 220



DIANA 210



DIANA 210



DIANA 220

DIANA

210	101	63	57	47	66	1,20	0,44	1		
220	89	60	57	47	66	1,10	0,39	1		



DIANA 260



DIANA 250



DIANA 250



DIANA 250



DIANA



250	101	63	58	47	66	1,20	0,44	1
260	89	60	58	47	66	1,10	0,39	1







SQUERO 230 A



SQUERO 230 A



SQUERO 230 A



SQUERO



130 A	85	56	48	47	-	1,00	0,34	2
230 A	85	56	55	47	63	1,00	0,39	1
430 A	115	55	48	78	-	1,00	0,36	1



SQUERO 130



SQUERO 430











SQUERO 130



SQUERO 230

SQUERO

								
130	85	56	48	47	-	1,00	0,34	2
230	85	56	55	47	63	1,00	0,39	1
430	115	55	48	78	-	1,00	0,36	1











SQUERO 210

SQUERO 110



SQUERO 410

SQUERO

								
110	85	56	48	47	-	0,80	0,34	2
210	85	56	55	47	63	0,80	0,39	1
410	115	55	48	78	-	0,80	0,36	1



SQUERO 110 F



SQUERO 110 F

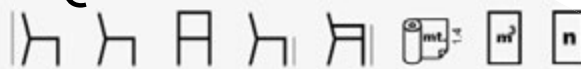


SQUERO 410 F



SQUERO 210 F

SQUERO



110 F	85	56	48	47	-	0,80	0,34	2
210 F	85	56	55	47	63	0,80	0,39	1
410 F	115	55	48	78	-	0,80	0,36	1



ROSA 110



ROSA 111



ROSA 110



ROSA 411



ROSA 411

ROSA

design Dario Delpin



110/111	84	55	47	47	-	0,80	0,34	2
410/411	114	51	47	82	-	0,80	0,36	1



ROSA 210



ROSA 210



ROSA 211

ROSA

design Dario Delpin



210/211

84

55

61,5

47

66

0,80

0,39

1



SUSI 410



SUSI 410



SUSI 210



SUSI 110

SUSI

design Dario Delpin



110	84	55	47	46	-	-	0,34	2
210	84	55	61,5	46	-	-	0,39	1
410	114	51	47	82	-	-	0,36	1



IRENE 110



IRENE 111



IRENE 410 L



IRENE 410

IRENE



110	90,5	54	46	47	-	0,55	0,31	2
111	90,5	54	46	49	-	0,60	0,31	2
410	109	52	46	80	-	0,55	0,33	1
410 L	94	51	46	65	-	0,55	0,33	1



IRENE 411



IRENE 410



IRENE 211



IRENE 210

IRENE



210	90,5	59	56	47	65	0,65	0,39	1
211	90,5	59	56	49	65	0,65	0,39	1
410	109	52	46	80	-	0,55	0,33	1
411	109	52	46	81	-	0,60	0,33	1



CARMELA 111



CARMELA 112



CARMELA 110

CARMELA



110	90,5	54	46	47	-	0,60	0,31	2
111	90,5	54	46	49	-	0,65	0,31	2
112	90,5	54	46	48	-	0,70	0,31	2



REBECCA 112



REBECCA 110



REBECCA 110

REBECCA



110	90,5	54	46	47	-	0,30	0,31	2
112	90,5	54	46	46	-	-	0,31	2







IBIZA 112



IBIZA 412



IBIZA 110











IBIZA 410



IBIZA 110

IBIZA

								
110	85,5	53	43	46	-	0,30	0,29	2
112	85,5	53	43	45	-	-	0,29	2
410	109,5	54	43	81	-	0,30	0,28	1
412	109,5	54	43	80	-	-	0,28	1



IBIZA 410



IBIZA 412

IBIZA



410	109,5	54	43	81	-	0,30	0,28	1
412	109,5	54	43	80	-	-	0,28	1



NICOLE 112



NICOLE 110

NICOLE

110	82	49	41	46	-	0,30	0,29	2
112	82	49	41	46	-	-	0,29	2



MILANO 110



MILANO 110



MILANO 112











MILANO 112



MILANO 110

MILANO

design Dario Delpin

								
110	83	56	52,5	47	-	0,30	0,36	2
112	83	56	52,5	45	-	-	0,36	2



MILANO 410



MILANO 412



MILANO 410

MILANO

design Dario Delpin



410	109	55	48	82	-	0,30	0,33	1
412	109	55	48	80	-	-	0,33	1



KIKO 112










KIKO 110



KIKO 110

KIKO

design Dario Delpin

								
110	82	52	44	46	-	0,30	0,29	2
112	82	52	44	45	-	-	0,29	2



KIKO 210



KIKO 210











KIKO 412



KIKO 410

KIKO
design Dario Delpin

								
210	82	59	59	46	68	0,40	0,39	1
410	109	52	44	80	-	0,30	0,33	1
412	109	52	44	79	-	-	0,33	1



KIRA 110



KIRA 110

KIRA



110	85,5	53	44	47	-	0,25	0,31	2
112	85,5	53	44	47	-	-	0,31	2
114	85,5	53	44	49	-	0,30	0,31	2
120	85,5	53	44	47	-	0,25	0,31	2



KIRA 114



KIRA 120



KIRA 112



KIRA 210



KIRA 210



KIRA 410



YUMA 430



KIRA 130



KIRA 131



KIRA 130

KIRA



130	85,5	53	44	49	-	0,30	0,31	2
131	85,5	53	44	49	-	0,42	0,31	2
210	85,5	53	54	47	66	0,25	0,30	1
410	109	46	42,5	80	-	0,24	0,28	1
YUMA 430	-	38	38	81	-	0,20	0,16	1





TABÙ LOUNGE

							
80	69	75	44	-	2,65	0,37	1



POUFF TABÙ



POUFF TABÙ



POUFF LEO



POUFF LEO



POUFF 520










POUFF 510



POUFF 511

POUFF

								
510	-	45	45	47	-	1,00	0,13	1
511	-	45	45	47	-	1,00	0,13	1
520	-	45	45	45	-	1,00	0,13	1
LEO	-	-	43	50	-	1,00	0,13	1
TABÙ	-	-	52	44	-	1,20	0,13	1



BRICIOLA

							
73	63	65	46	-	3,50	0,37	1





OLIMPIA 114 W



OLIMPIA 112



OLIMPIA 110

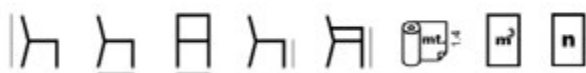


OLIMPIA 111



YUMA 431

YUMA



431 - 39 39 82 - 0,40 0,16 1



OLIMPIA 113

OLIMPIA



110	90	50	44	47	-	0,24	0,29	2
111	90	50	45	49	-	0,30	0,31	2
112	90	50	45	47	-	-	0,29	2
113	90	50	45	49	-	0,42	0,29	2
114	90	50	44	46	-	-	0,29	2



DAMA 411



DAMA 111

DAMA



110	90	50	44	47	-	0,24	0,29	2
111	90	50	45	49	-	0,30	0,31	2
112	90	50	45	47	-	-	0,29	2
113	90	50	45	49	-	0,42	0,29	2
114	90	50	44	46	-	-	0,29	2
411	108	46	45	82	-	0,30	0,28	1



DAMA 110



DAMA 112



DAMA 113



DAMA 114 B



ORLY 111



ORLY 110



ORLY 114 G



ORLY 113

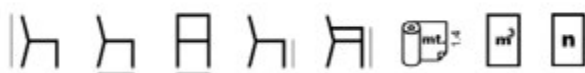


DAMA 412



ONLY 112

DAMA



412	108	46	45	82	-	-	0,28	1
-----	-----	----	----	----	---	---	------	---

ONLY



110	90	50	44	47	-	0,24	0,29	2
111	90	50	45	49	-	0,30	0,31	2
112	90	50	45	47	-	-	0,29	2
113	90	50	45	49	-	0,42	0,29	2
114	90	50	44	46	-	-	0,29	2



ZARA 113



ZARA 112



ZARA 114 B

ZARA 114 G

ZARA 114 W



ZARA 110



ZARA 111

ZARA

110	90	50	44	47	-	0,24	0,29	2
111	90	50	45	49	-	0,30	0,31	2
112	90	50	45	47	-	-	0,29	2
113	90	50	45	49	-	0,42	0,29	2
114	90	50	44	46	-	-	0,29	2



ONDINA 410



ONDINA 110

ONDINA



110	90	50	44	47	-	0,24	0,29	2
111	90	50	45	49	-	0,30	0,31	2
112	90	50	45	47	-	-	0,29	2
113	90	50	45	49	-	0,42	0,29	2
114	90	50	44	46	-	-	0,29	2
410	108	46	44	80	-	0,24	0,28	1



ONDINA 111



ONDINA 113



ONDINA 112



ONDINA 114 G



DAMA 414 G



DAMA 412



DAMA 413



DAMA 415 L



DAMA 411



DAMA 410

DAMA



	108	46	44	80	-	0,24	0,28	1
410	108	46	44	80	-	0,24	0,28	1
411	108	46	45	82	-	0,30	0,28	1
412	108	46	45	82	-	-	0,28	1
413	108	46	45	82	-	0,42	0,28	1
414	108	46	44	79	-	-	0,28	1
415 L	92	46	45	65	-	0,35	0,24	1



ONDINA 411



ONDINA 414 B



ONDINA 412



ONDINA 412



ONDINA 410



ONDINA 410 L

ONDINA



410	108	46	44	80	-	0,24	0,28	1
410 L	92	46	44	65	-	0,24	0,24	1
411	108	46	45	82	-	0,30	0,28	1
412	108	46	45	82	-	-	0,28	1
414	108	46	44	79	-	-	0,28	1



YUMA 433



YUMA 431



YUMA 430



YUMA 412 L



YUMA 412

YUMA



412	-	40	40	80	-	-	0,16	1
412 L	-	40	40	65	-	-	0,12	1
430	-	38	38	81	-	0,20	0,16	1
431	-	39	39	82	-	0,40	0,16	1
433	-	38	38	83	-	0,30	0,16	1







ART. 55 112



ART. 55 110

ART. 55



110	93	52	47	48	-	0,30	0,31	2
112	93	52	47	47	-	-	0,31	2











ART. 41 112



ART. 41 110

ART. 41

								
110	87	51	45	49	-	0,30	0,29	2
112	87	51	45	47	-	-	0,29	2



ART. 41 212



ART. 41 210



ART. 41 410



ART. 41 412

ART. 41



210	87	58	57	49	68	0,40	0,39	1
212	87	58	57	47	68	-	0,39	1
410	119	49	45	79	-	0,30	0,36	1
412	119	49	45	76	-	-	0,36	1







CLEO 114

CLEO



110	94	47	43	47	-	0,24	0,31	2
111	94	49	46	49	-	0,30	0,31	2
112	94	48	45	48	-	-	0,31	2
114	94	47	43	47	-	-	0,29	2



CLEO 112



CLEO 110



CLEO 111



CLEO RETE 110



CLEO RETE 112



CLEO RETE 114











CLEO RETE 111



CLEO RETE 111

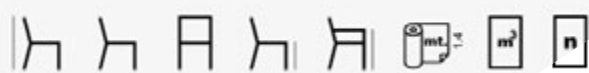
CLEO RETE

								
110	94	47	43	47	-	0,24	0,31	2
111	94	49	46	49	-	0,30	0,31	2
112	94	48	45	48	-	-	0,31	2
114	94	47	43	47	-	-	0,29	2



VERONICA 112

VERONICA



110	93	45	43	47	-	0,24	0,31	2
111	93	49	47	49	-	0,30	0,31	2
112	93	46	45	48	-	-	0,31	2
114	93	45	43	46	-	-	0,29	2



VERONICA 114



VERONICA 111



VERONICA 110



VERONICA 110



MONTANARA 110



MONTANARA 210



MONTANARA 112



MONTANARA 212











MONTANARA 214



MONTANARA 114

MONTANARA

								
110	97	50	48	48	-	0,24	0,34	2
112	97	54	48	49	-	-	0,34	2
114	97	50	48	48	-	-	0,34	2
210	100	61	58	48	71	0,30	0,44	1
212	100	61	58	49	71	-	0,44	1
214	100	61	58	47	71	-	0,44	1



PESANTE 112



PESANTE 114



PESANTE 122



PESANTE 124

PESANTE



112	101	50	48	46	-	-	0,34	2
114	101	49	47	47	-	-	0,34	2
122	111	52	48	47	-	-	0,42	2
124	111	51	47	46	-	-	0,42	2



CONTADINA 214











CONTADINA 114



CONTADINA 214 D

CONTADINA

								
114	97	50	50	48	-	-	0,34	2
214	97	64	66	48	73	-	0,44	1
214 D	97	97	67	50	75	-	0,67	1



VENTAGLIO 114



VENTAGLIO 112



VENTAGLIO 111

VENTAGLIO



111	97	51	45	48	-	0,30	0,31	2
112	97	54	46	45	-	-	0,31	2
114	97	50	43	46	-	-	0,31	2



BEST IN TOWN!

GUINNESS
SOLD HERE

SETTLE IN FOR A
BLACK LIME
CHRISTMAS





BAROLO 422



BAROLO 412



BAROLO 410



BAROLO 420











BAROLO 114



BAROLO 112

BAROLO

								
112	108	52	48	49	-	-	0,42	2
114	108	52	48	49	-	-	0,42	2
410	-	38	38	77	-	0,20	0,16	1
412	-	38	38	77	-	-	0,16	1
420	-	34	34	47	-	0,20	0,12	1
422	-	35	35	47	-	-	0,12	1



PAPILLON 110



PAPILLON 114

PAPILLON



110	95	49	43	47	-	0,24	0,31	2
111	95	52	46	49	-	0,30	0,31	2
112	95	50	45	48	-	-	0,31	2
114	95	49	43	46	-	-	0,29	2



PAPILLON 112



PAPILLON 111



PAPILLON 110



FRIULI 112



FRIULI 114

FRIULI



112	87	48	45	47	-	-	0,29	2
114	87	48	45	48	-	-	0,29	2



MAROCCA 114



MAROCCA 112

MAROCCA



112	88	47	47	47	-	-	0,29	2
114	88	47	47	48	-	-	0,29	2



CAMPAGNOLA 112











CAMPAGNOLA 114



CAMPAGNOLA 110

CAMPAGNOLA

								
110	91	47	44	48	-	0,24	0,31	2
112	91	47	46	48	-	-	0,31	2
114	91	47	44	47	-	-	0,29	2



MARA 114



MARA 111








MARA 110



MARA 112

MARA

								
110	94	46	43	48	-	0,24	0,31	2
111	94	50	45	49	-	0,30	0,31	2
112	94	47	45	48	-	-	0,31	2
114	94	46	43	46	-	-	0,29	2



RUSTICO 420



RUSTICO 410





RUSTICO 430



RUSTICO 412



RUSTICO 431

RUSTICO

410	-	44	44	75	-	-	0,24	1
412	-	44	44	75	-	-	0,24	1
420	-	44	44	60	-	-	0,24	1
430	-	44	44	48	-	-	0,24	2
431	-	44	44	48	-	0,25	0,24	2



AP 430



AP 420



AP 412



AP 432



AP 431



AP 411



AP 421

ARTE POVERA



411	-	38	38	80	-	0,20	0,16	1
412	-	38	38	82	-	-	0,16	1
420	-	38	38	65	-	-	0,12	1
421	-	38	38	65	-	0,20	0,12	1
430	-	38	38	46	-	-	0,13	1
431	-	38	38	46	-	0,20	0,13	1
432	-	38	38	48	-	-	0,13	1





T 501



T 502

TAVOLO tables



T 501	76	80	80	0,06	1
T 502	110	70	70	0,06	1



T 504 N

TAVOLO tables



T 501 B	76	80	80	0,06	1
T 501 N	76	80	80	0,06	1
T 504 N	76	160	90	0,11	1



T 501 B



T 501 N



T 501 N



T 202 C



T 501 B



T 204 Q



T 204 S

TAVOLO tables



	78	90	90	0,11	1
T 202 C	78	90	90	0,11	1
T 204 Q	78	80	80	0,09	1
T 204 S	78	80	80	0,09	1
T 501 B	76	90	90	0,07	1



FINITURE E TESSUTI

FINISHES AND FABRICS



FINITURE FINISHES



FAGGIO NATURALE 201




FAGGIO SBIANCATO 202
ANILINA




CREMA 203 ANILINA



ROVERE CHIARO 204




NOCE MEDIO 205



ROVERE 0 GLOSS 206



NOCE 206



NOCE 207



CILIEGIO 208




NOCE CHIARO 209



ROVERE MEDIO 210



NOCE SCURO 211



NOCE 212



WENGE 214




ANILINA BIANCA 215



ANILINA GRIGIA 217

MILANO



35



4



3



52



76



21



6



24




11




27


INCA



01



101



03



411



10



12



17



600




601



42

SKILL




1



4



27




7



28



13




22



36




23



24


TEXAS



GOG (PANNA)




BEIGE 406




MARRONE 404



GRIGIO CHIARO 604



NERO 200



BORDEAUX 311




VIOLA 005



BLU 20X



LILLA 001



ARANCIO 301

MOJITO



PANNA 402



BEIGE 607



MARRONE 405



GHIACCIO 600



GRIGIO 608



ROSSO 303



AZZURRO 701



VERDE 804



OCRA 503




VIOLA 005


FLASH NATIVA



LINO 402




BEIGE 408



TESTA DI MORO 405




MARRONE 403



SENAPE 500



AZZURRO 707



ROSSO 310



ARANCIO 301




VERDE 810




NERO 200

MICROFIBRA NITRO




PANNA 3




BEIGE 21



MARRONE 52




GHIACCIO 24



NERO 15



ROSSO 7




BORDEAUX 86



BLU 25




GRIGIO 76



TORTORA 14

FANCY



BEIGE 320




MARRONE 620



GHIACCIO 2020



GRIGIO 420



NERO 1820

ANGEL



LINO 53




TESTA DI MORO 20



MARRONE 43




GRIGIO 56



NERO 57

WOW



BEIGE 111



MARRONE 405



SABBIA 605



TORTORA 600



VIOLA 901

TESSUTI FABRICS

CAT. C

GORDON



AVORIO 7



BEIGE 20



TORTORA 59




MARRONE 64



VERDE 68



OCRA 69



GRIGIO 84



ROSSO 70



AZZURRO 95



LILLA105

TESSUTI FABRICS

CAT. A

IKON




230



330



430



630




2430



930




1030



530




2130



2230

PIANI TAVOLO TABLE TOPS



BIANCO



NERO



WENGÈ




FAGGIO NATURALE



NOCE CHIARO




NOCE MEDIO



ROVERE



BIANCO ANTICO



OLMO

Trattandosi di colori stampati eventuali differenze rispetto alla reale tonalità sono dovute a inevitabili limiti di riproduzione.

Ci riserviamo la facoltà di variare la gamma colori senza alcun preavviso.

These are printed samples. Due to material and printing limitations, these colours are offered as guidelines only. We reserve the right to make changes to this range at any time without prior notice.